



District Report Card: 2017


State: Delhi	District: West Delhi
Class: 8	Subject: Mathematics
Schools: 51	Students: 1092


Participation/Coverage


Students

GENDER 	Boys		Girls	
	Number	%	Number	%
	480	43.96	612	56.04

AREA 	Rural		Urban	
	Number	%	Number	%
	245	22.44	847	77.56

CATEGORY 	SC		ST		OBC		GEN	
	Number	%	Number	%	Number	%	Number	%
	145	13.28	7	0.64	64	5.86	876	80.22

CWSN 	LD	VI	HI	S&LD	ID	Oth
	3	0	1	0	0	19

Management 	Government		Government-aided	
	Number	%	Number	%
	1092	100.00	0	0.00

Average Performance of Students in Mathematics (%)

Overall	Gender		Area		Management		Social Group			
	Male	Female	Rural	Urban	Govt.	Aided	SC	ST	OBC	GEN
32.12	32.40	31.91	34.45	31.45	32.12	0.00	31.13	33.33	35.31	32.05

Performance on Learning Outcomes (LOs)

Learning Outcomes	Description	Average Performance(%)
M601	Solves problems involving large numbers by applying appropriate operations	23.84
M606	Solves problems on daily life situations involving addition and subtraction of fractions / decimals	24.77
M620	Finds out the perimeter and area of rectangular objects in the surroundings like floor of the class room, surfaces of a chalk box etc.	31.61
M621	Arranges given/collected information in the form of table, pictograph and bar graph and interprets them	22.16
M702	Interprets the division and multiplication of fractions	30.13
M705	Solves problems related to daily life situations involving rational numbers	30.59
M706	Uses exponential form of numbers to simplify problems involving multiplication and division of large numbers	14.41
M707	Adds/subtracts algebraic expressions	38.10
M710	Solves problems related to conversion of percentage to fraction and decimal and vice versa	20.00
M717	Finds out approximate area of closed shapes by using unit square grid/graph sheet	32.96
M719	Finds various representative values for simple data from her/his daily life contexts like mean, median and mode	45.37
M721	Interprets data using bar graph	43.78
M801	Generalizes properties of addition, subtraction, multiplication and division of rational numbers through patterns	27.93
M802	Finds rational numbers between two given rational numbers	29.37
M803	Proves divisibility rules of 2, 3, 4, 5, 6, 9 and 11	39.29
M804	Finds squares, cubes, square roots and cube roots of numbers using different methods	30.27
M808	Uses various algebraic identities in solving problems of daily life	45.59
M812	Verifies properties of parallelogram and establishes the relationship between them through reasoning	28.61
M818	Finds surface area and volume of cuboidal and cylindrical object	26.13
M819	Draws and interprets bar charts and pie charts	34.52

Range of Performance of Students who Answered Correctly							
Below 30%		30% - 50%		50% - 75%		Above 75%	
Number	%	Number	%	Number	%	Number	%
535	48.99	422	38.64	124	11.36	11	1.01

Lowest Performing Learning Outcomes (LOs)

- 1 - Uses exponential form of numbers to simplify problems involving multiplication and division of large numbers (14.41)
- 2 - Solves problems related to conversion of percentage to fraction and decimal and vice versa (20.00)
- 3 - Arranges given/collected information in the form of table, pictograph and bar graph and interprets them (22.16)

4 - Solves problems involving large numbers by applying appropriate operations (23.84)

5 - Solves problems on daily life situations involving addition and subtraction of fractions / decimals (24.77)